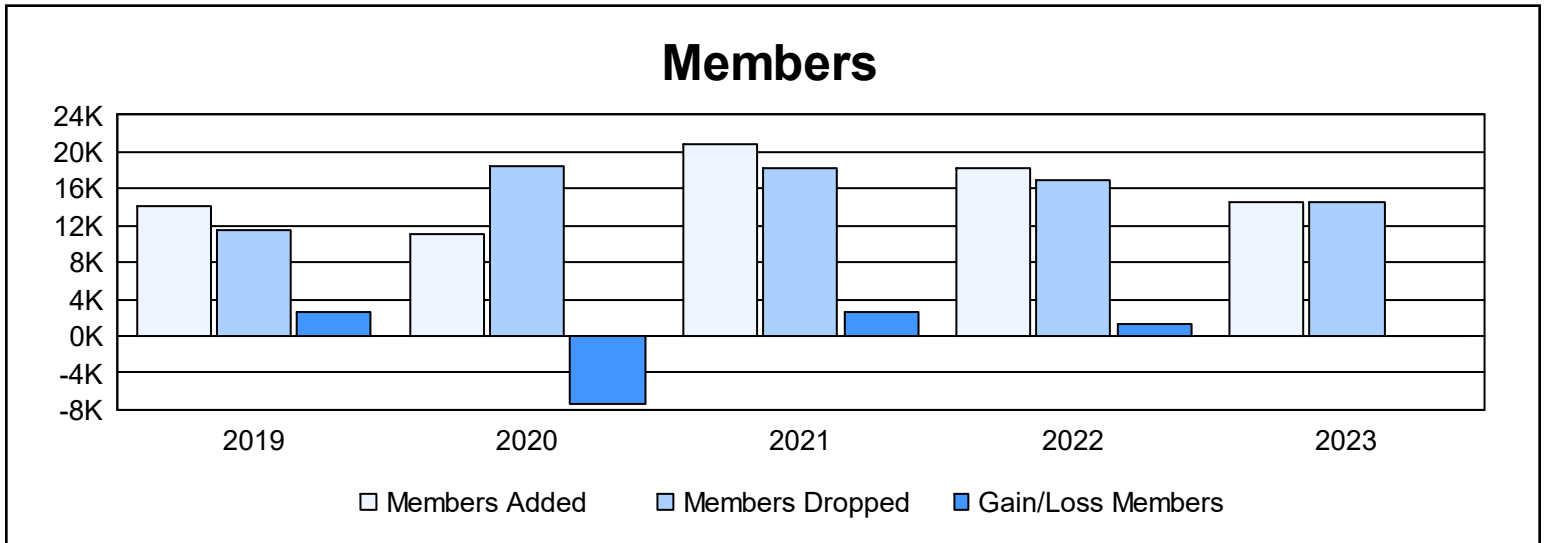
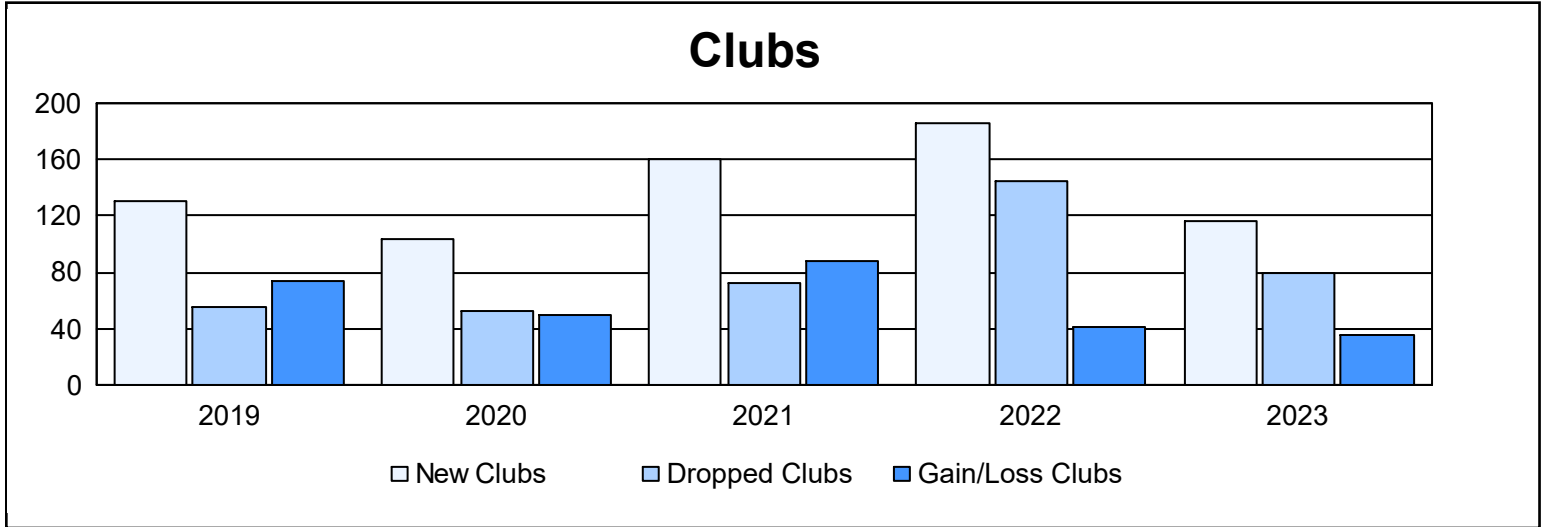
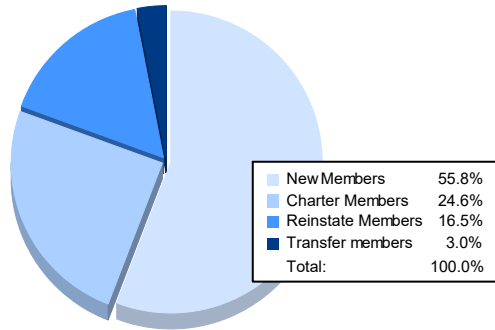


Year	New Clubs	Dropped Clubs	Gain/ Loss Clubs	New Members	Charter Members	Reinstate Members	Transfer Members	Total Member Added	Total Members Dropped	Gain/ Loss Members
2018-2019	130	56	74	9,079	3,902	1,017	145	14,143	11,585	2,558
2019-2020	103	53	50	6,674	2,892	1,223	309	11,098	18,446	-7,348
2020-2021	160	72	88	11,941	4,828	3,341	695	20,805	18,245	2,560
2021-2022	185	144	41	9,610	5,629	2,561	453	18,253	16,910	1,343
2022-2023	116	80	36	8,116	3,586	2,408	440	14,550	14,509	41
Average	139	81	58	9,084	4,167	2,110	408	15,770	15,939	-169



Membership Composition June 2023 Cumulative



Gender Composition June 2023 Cumulative

